




Kentucky High School Athletic Association

2280 Executive Drive ° Lexington, KY 40505 ° www.khsaa.org ° (859)299-5472 (859)293-5999 (fax)

MEMORANDUM

To: Superintendent, Principal, and Athletic Director
Pike County Central High School

From: Brigid L. DeVries, Commissioner
Larry Boucher, Assistant Commissioner 


Date: May 4, 2005

Subject: 2004-2005 Title IX Annual Report Forms Submission

Enclosed please find a copy of Form T-65, the 2004-2005 KHSAA Title IX Annual Report Submission Status Report. In addition, you may find an attachment with corrected copies of the forms submitted by your school personnel. Please review this information so the forms can be completed accurately in the future.

Also, KHSAA Audit Team Members may have requested resubmission of some of the 2004-2005 Annual Report Forms or need additional information on your athletic programs. Please submit this information by the date requested if this is applicable. Copies and all KHSAA Title IX documents must be kept current and included in your permanent Title IX File at the school. All documents are subject to Open Records Requests.

Should you need any further information, please do not hesitate to call anytime.



**KHSAA TITLE IX
ANNUAL REPORT SUBMISSION
STATUS REPORT
2004-2005**

KHSAA
Form T65
Revised 4/05

TO: KHSAA Member School Superintendents, Principals, and Athletic Directors

FROM: Brigid L. DeVries, Commissioner
Larry Boucher, Assistant Commissioner

DATE: May 4, 2005

School	Pike County Central High School	Reviewed by	Reba Woodall
--------	---------------------------------	-------------	--------------

The following is a status report regarding the required 2004 - 2005 Title IX Annual Report submission of forms due into the KHSAA office by April 15, 2005. Appropriate KHSAA Audit Team personnel have reviewed these forms and the following is a summary of this review.

I. Checklist of Forms properly submitted in a satisfactory manner:

✓	GE 19 (Annual Verification)	✓	T-35 (Budget Chart)
✓	T-1 (Summary Program Chart 1)	✓	T-36 (Budget Chart)
	T-2 (Summary Program Chart 2)	✓	T-41 (Checklist – Overall Interscholastic Program)
✓	T-3 (Summary Program Chart 3)	✓	T-60 (Corrective Action Plan)
✓	T-4 (Summary Program Chart 4)		

II. Status

A.		2004 – 2005 Forms are satisfactory and no further information or action is necessary at this time.
B.	✓	<p>Errors have been noted with respect to the following forms:</p> <ul style="list-style-type: none"> ▪ <i>Form T-2 (Summary Program Chart 2)</i> – A miscalculation was found on this form. <p>A corrected copy of this form has been returned to you for placement in your permanent Title IX file to ensure proper submission in the future.</p>
C.		The following forms were omitted and must be submitted by school representatives:
D.	✓	<p>Other Recommendation and Comments:</p> <ul style="list-style-type: none"> ▪ According to the data submitted by school personnel, there is \$404 spent per male athlete and \$273 spent per female athlete. This is a significant difference and should be addressed and monitored by the Gender Equity Review Committee. ▪ The calculations and all the forms, with the exception of Form T-2, were completed correctly. Thank you.

**ACCOMMODATION OF INTERESTS AND ABILITIES
SUMMARY PROGRAM CHART 2**

Participation Opportunities Test Two

		Column 1	Column 2	Column 3	Column 4	Column 5
Program		Number of Teams Currently Offered	Number of Participants	Number of Teams Added in Last Five Years	Number of Participants Added in Last Five Years	Percent of Total Participation By Sex Added in Last 5 Years
GIRLS	Row 1	varsity:	7	85	4	32
	Row 2	j.v.:	4	38	1	2
	Row 3	frosh:	1	12	0	0
	Row 4	total:	12	135	5	34
BOYS	Row 5	varsity:	8	115	3	32
	Row 6	j.v.:	4	42	1	2
	Row 7	frosh:	1	10	0	0
	Row 8	total:	13	167	4	34

- For Column 1, list the number of interscholastic teams offered for girls and boys at each competitive level (varsity, junior varsity, and freshman). For girls, total each of the entries in Rows 1, 2, and 3 into Row 4. For boys, total Rows 5, 6, and 7 into Row 8.
- For Column 2, list the number of participants at each level. For girls, total each of the entries in Rows 1, 2, and 3 into Row 4. For boys, total Rows 5, 6, and 7 into Row 8. **Note:** The totals in Row 4 for girls and in Row 8 for boys must be the same as the totals in Form T-1, Column 3, Rows 1 and 2 respectively.
- For Column 3, list the number of interscholastic teams that have been added in the last five years at each competitive level. Count each team added during the 5 year period only one time. e.g. Girl's junior varsity soccer was added 3 years ago, count the team only once, not 3 times. For girls, total the entries in Rows 1, 2, and 3 into Row 4. For boys, total Rows 5, 6, and 7 into Row 8.
- For Column 4, list the number of participants that are currently on each level of the teams that were added in the last five years. If a team was added previously but no longer exists, there are no current participants to be added for that team. For girls, total the entries in Rows 1, 2, and 3 into Row 4. For boys, total Rows 5, 6, and 7 into Row 8.
- For Column 5, calculate the percentage of participants that have been added in the last five years. For girls, take the number in Column 4, Row 4 and divide by the number in Column 2, Row 4. For boys, take the number in Column 4, Row 8 and divide it by the number in Column 2, Row 8.

Note: If the percentage of current participants added in the last five years is 25% or greater, compliance with test two may be possible. If less than 25%, then compliance with test three should be analyzed. **CAUTION:** 25% is not a formal compliance standard.

Principal's Signature:  Date: 4-13-05



**2004-2005 KENTUCKY HIGH SCHOOL ATHLETIC ASSOCIATION
ANNUAL VERIFICATION OF TITLE IX PROCEDURES**

(To be submitted by April 15, 2005 along with other required forms)

APR 18 2005 The Pike County Central High School, Pikeville, Kentucky
(Name of High School) (City)

certifies to the Kentucky High School Athletic Association that the following is an accurate and true representation of the facts surrounding compliance with 20 U.S.C. Sections 1681-1688, et. Seq. (also known as Title IX)

I certify the following provisions in accordance with records at the school contained in the permanent Title IX file, and to the best of my knowledge have completed the following tasks. (All boxes must be checked)

X Established a gender equity committee at the high school. (list committee personnel and provide attachment if necessary)

Name	Address	Phone(606)	Title
Valerie B. Slater	139 Cedar Hills Dr. Pikeville, KY 41501	432-0578	counselor
Phyllis Hillerman	297 Mills Road Pikeville, KY 41501	631-1525	parent
Tara Gannon	347 Rt Fk Grassy Branch Raccoon, KY 41557	432-4849	student
Tammy Mills	347 Ziegler Drive Pikeville, KY 41501	432-4160	parent
Jaime Fields	68 Rachel Ct. Pikeville, KY 41501	639-0181	teacher/cheer coach
Tyler Smith	131 Keene Village Raccoon, KY 41557	432-1082	student
Phillip Birchfield,	618 Cedar Creek Road Pikeville, KY 41501	432-0824	teacher/Baseball
Eugene Lyons	798 State Hwy 194 W Pikeville, KY 41501	631-1664	teacher/Athletic Dir.
Barry Thompson	762 Hoopwood Br. Pikeville, KY 41501	432-8896	teacher/Volleyball
Eddie McCoy	100 Winners Circle Dr. Pikeville, KY 41501	432-4352	principal

X Scheduled a minimum of three meetings during the 2003-2004 school year on the following dates:

September 2, 2004 November 24, 2004 February 23, 2005 April 2, 2005

(SBDM)

X Designated the following person(s) as the Title IX coordinator for the school/district:

Valerie B. Slater	Counselor	139 Cedar Hills Dr. Pikeville, KY 41501	(606)437-0578
Name	Title	Address	Phone

X School personnel are continuing to make periodic reviews of the boys and girls athletics program reflected in the Corrective Action Plan.

X In addition to the above information, the above referenced school maintains a complete permanent file relative to Title IX records including copies of the self-assessment audit, all corrective action plans, and other related materials.

Eddie McCoy
Principal's Signature

4-13 2005
Date

Frank Welch
Superintendent Signature

Bobby D. Wainwright
School Board Chairpersons' Signature

(Send original copy to KHSAA - Maintain duplicate in Title IX school folder)

2004-2005
ACCOMMODATION OF INTERESTS AND ABILITIES
SUMMARY PROGRAM CHART 1

KHSAA
 Form T1
 Rev. 10/04

Participation Opportunities Test One

		(Column 1)	(Column 2)	(Column 3)	(Column 4)
	Program	Enrollment	Percentage of Total Enrollment	Number of Interscholastic Participants (double and triple count)	Percentage of Total Participation
Row 1	GIRLS	325	50	135	45
Row 2	BOYS	318	50	167	55
Row 3	Totals	643	100%	302	100%

Instructions:

*Number of 8th grade students & below used in Column 4 calculations if applicable: 7

- 1) Determine the total number of girls enrolled, (place in Row 1, Column 1). Determine the total number of boys enrolled, (place in Row 2, Column 1).
- 2) Add the total number of girls and boys enrolled to determine total enrollment, (place in Row 3, Column 1).
- 3) Calculate the percentage of total enrollment that is female. (Divide Row 1, Column 1 by row 3, Column 1 and place in Row 1, Column 2.) Calculate the percentage of total enrollment that is male. (Divide Row 2, Column 1 by Row 3, Column 1 and place in Row 2, Column 2.) Note: Row 1, Column 2 plus Row 2, Column 2 should total 100%.
- 4) Ask the head coaches to review the most updated eligibility or squad lists for their teams. Ask coaches to confirm the names of those individuals who are on the team as of the first **date of competition**, and cross out the names of those who were cut from the team or quit the team prior to the first competitive event. Determine the total number of interscholastic athletics participants that are girls, (and place in Row 1, Column 3). In order to determine the total number of athletics participants, an individual should be counted each time he or she participates on a team. For example, if Jane Doe competes on the varsity volleyball team, the junior varsity volleyball team, the junior varsity basketball team, and the varsity softball team, she should be counted as four participants (**do not include club or intramural sports participants, cheerleaders, dance teams, or pom squads**). Calculate the same way for boys and girls. * In addition, should 8th grade students and below play on a Freshman, Junior Varsity, or Varsity team, they should also be counted for each team and sport on which they participate. If applicable, please asterisk the above notation as to how many 8th grade students & below are included in the totals. Using the same procedure, determine the total number of interscholastic athletic participants that are boys, (and place in Row 2, Column 3). Add Row 1, Column 3 plus Row 2, Column 3 to get total participants and place in Row 3, Column 3.
- 5) Calculate the percentage of female participation. (Row 1, Column 3 divided by Row 3, Column 3 and place in Row 1, Column 4.) Calculate the percentage of male participation. (Row 2, Column 3 divided by Row 3, Column 3 and place in Row 2, Column 4.) Note: Row 1, Column 4 plus Row 2, Column 4 should total 100%.

Note: While being within three percent is not a formal compliance standard; if the percent listed in Row 1, Column 4 is within 3% of Row 1, Column 2, then it provides a good target within which compliance is likely.

Principal's Signature: *Carrie E. McGee* Date: 4-13-05

2004-2005
ACCOMMODATION OF INTERESTS AND ABILITIES
SUMMARY PROGRAM CHART 2


KHSAA
 Form T2
 Rev. 10/04

Participation Opportunities Test Two

		Column 1	Column 2	Column 3	Column 4	Column 5
Program		Number of Teams Currently Offered	Number of Participants	Number of Teams Added in Last Five Years	Number of Participants Added in Last Five Years	Percent of Total Participation By Sex Added in Last 5 Years
GIRLS	Row 1	varsity:	7	85	4	32
	Row 2	j.v.:	4	38	1	2
	Row 3	frosh:	1	12	0	0
	Row 4	total:	12	135	5	34
BOYS	Row 5	varsity:	8	115	3	32
	Row 6	j.v.:	4	42	1	2
	Row 7	frosh:	1	10	0	0
	Row 8	total:	13	167	4	34

- 1) For Column 1, list the number of interscholastic teams offered for girls and boys at each competitive level (varsity, junior varsity, and freshman). For girls, total each of the entries in Rows 1, 2, and 3 into Row 4. For boys, total Rows 5, 6, and 7 into Row 8.
- 2) For Column 2, list the number of participants at each level. For girls, total each of the entries in Rows 1, 2, and 3 into Row 4. For boys, total Rows 5, 6, and 7 into Row 8. **Note:** The totals in Row 4 for girls and in Row 8 for boys must be the same as the totals in Form T-1, Column 3, Rows 1 and 2 respectively.
- 3) For Column 3, list the number of interscholastic teams that have been added in the last five years at each competitive level. Count each team added during the 5 year period only one time. e.g. Girl's junior varsity soccer was added 3 years ago, count the team only once, not 3 times. For girls, total the entries in Rows 1, 2, and 3 into Row 4. For boys, total Rows 5, 6, and 7 into Row 8.
- 4) For Column 4, list the number of participants that are currently on each level of the teams that were added in the last five years. If a team was added previously but no longer exists, there are no current participants to be added for that team. For girls, total the entries in Rows 1, 2, and 3 into Row 4. For boys, total Rows 5, 6, and 7 into Row 8.
- 5) For Column 5, calculate the percentage of participants that have been added in the last five years. For girls, take the number in Column 4, Row 4 and divide by the number in Column 2, Row 4. For boys, take the number in Column 4, Row 8 and divide it by the number in Column 2, Row 8.

Note: If the percentage of current participants added in the last five years is 25% or greater, compliance with test two may be possible. If less than 25%, then compliance with test three should be analyzed. **CAUTION:** 25% is not a formal compliance standard.

Principal's Signature:  Date: 4-13-05

2004-2005
ACCOMMODATION OF INTERESTS AND ABILITIES
SUMMARY PROGRAM CHART 3

KHSAA
 Form T3
 Rev. 10/04

Participation Opportunities Test Three

For any question answered "YES" identify the respective sport(s).

	GIRLS (Yes / No)		BOYS (Yes / No)
1. For a sport not currently played at the interscholastic level (varsity, junior varsity, or freshman) in your school, is there an intramural team offered for that sport?	No		No
2. For a sport <u>not</u> currently offered in your interscholastic athletics program, is there sufficient interest to form a viable interscholastic team based on participation on an intramural team or community recreation teams?	No		No
3. For a sport <u>not</u> currently offered, is there sufficient interest to form a viable interscholastic team based on student responses from the interscholastic survey?	No		No
4. For a sport currently offered at the varsity level only, is there sufficient interest to form a viable team for a junior varsity, or freshman team that is not currently offered?	No		No
5. For a sport currently offered at the junior varsity or freshman level is there sufficient interest to form a varsity team not currently offered?	No		No
6. If you answered YES to question (1), (2), (3), (4), or (5), are there enough high schools in your geographic area offering the sport (at the appropriate level) to allow for the development of a reasonable schedule of competition?			

Principal's Signature: *Eric C. McCoy* Date: 4-13-05

2004-2005
ACCOMODATION OF INTERESTS AND ABILITIES+
SUMMARY PROGRAM CHART 4

Levels of Competition Test One

		Column 1	Column 2	Column 3
Girls	Team Levels	Number of Teams Currently Offered	Number of Participants	Percentage of Participants at Each Level
Row 1	varsity:	7	85	63%
Row 2	j.v.:	4	38	28%
Row 3	frosh:	1	12	9%
Row 4	total:		135	100%
Boys				
Row 5	varsity:	8	115	69%
Row 6	j.v.:	4	42	25%
Row 7	frosh:	1	10	6%
Row 8	total:		167	100%

- 1) Column 1, list the number of interscholastic teams offered for girls and boys at each competitive level; varsity, junior varsity, and freshman. (Refer to Form T-2, Accommodation of Interests and Abilities, Summary Program Chart 2, Column 1.)
- 2) For Column 2, list the number of participants at each level. For girls, total the entries in Rows 1, 2, and 3 into Row 4. For boys, total the entries in Rows 5, 6, and 7 into Row 8. (Refer to Form T-2, Accommodation of Interests and Abilities, Summary Program Chart 2, Column 2.)
- 3) For Column 3, calculate the percentage of female and male participants at each level.
For girls' varsity, junior varsity, and frosh, respectively:
 - Divide Column 2, Row 1 by Column 2, Row 4, and place the percentage in Column 3, Row 1.
 - Divide Column 2, Row 2 by Column 2, Row 4, and place the percentage in Column 3, Row 2.
 - Divide Column 2, Row 3 by Column 2, Row 4, and place the percentage in Column 3, Row 3.
 -
 For boys' varsity, junior varsity, and frosh, respectively:
 - Divide Column 2, Row 5 by Column 2, Row 8, and place the percentage in Column 3, Row 5.
 - Divide Column 2, Row 6 by Column 2, Row 8, and place the percentage in Column 3, Row 6.
 - Divide Column 2, Row 7 by Column 2, Row 8, and place the percentage in Column 3, Row 7.

Principal's Signature: *Eric E. McElroy* Date: 4-13-05

2004-2005 KHSAA TITLE IX ATHLETICS AUDIT

KHSAA
Form T41
Rev. 10/04

Checklist - Overall Interscholastic Athletics Program

Areas of Compliance	ADVANTAGE TO (Respond based on Internal Evaluation by checking the appropriate column.)		
OPPORTUNITIES	GIRLS' PROGRAM	BOYS' PROGRAM	NEITHER PROGRAM
Accommodation of Interest and Abilities			X
BENEFITS	GIRLS' PROGRAM	BOYS' PROGRAM	NEITHER PROGRAM
Equipment and Supplies			X
Scheduling of Games and Practice Time			X
Travel and Per Diem Allowances			X
Coaching			X
Locker Rooms, Practice and Competitive Facilities		X	
Medical and Training Facilities and Services			X
Publicity			X
Support Services			X
Athletic Scholarships	NA	NA	NA
Tutoring	NA	NA	NA
Housing and Dining Facilities and Services	NA	NA	NA
Recruitment of Student Athletes	NA	NA	NA

Principal's Signature: _____

Date: _____

**2004-2005
BUDGETED AND ACTUAL EXPENDITURES - PROGRAM COMPARISON CHART
TO INCLUDE BOOSTER CLUB FUNDING**

	equipment and supplies	travel	awards	coaches' salaries (to include supplemental and extended employment)	facilities improvements	publications (if sport-specific)
	Expenditures	Expenditures	Expenditures	Expenditures	Expenditures	Expenditures
G basketball	4900.	6600.	900.	8500.	0	0
B basketball	4900.	5700.	100.	8500.	0	0
G softball	500.	1300.	0	2500.	300.	0
B baseball	1500.	900.	700.	2500.	100.	0
G cross country	300.	400.	0	300.	0	0
B cross country	300.	400.	0	300.	0	0
G golf	500.	300.	0	300.	0	0
B golf	500.	300.	0	300.	0	0
G soccer	100.	100.	0	300.	0	0
B soccer	100.	100.	0	300.	0	0
G swimming	NA					
B swimming	NA					

1. Total expenditures on T-35 and T-36 on the 2004-2005 year report due by April 15, 2005, should reflect the total monies spent (rounded off to nearest hundred) for the entire year of 2003-2004 ending June 30, 2004.

2. Booster Club Funding/Contributions must be included in the expenditures total.

Principal's Signature: *Carie C. M. [Signature]* Date: 4-13-15

**2004-2005
BUDGETED AND ACTUAL EXPENDITURES - PROGRAM COMPARISON CHART 2
TO INCLUDE BOOSTER CLUB FUNDING**

Teams	equipment and supplies	travel	awards	coaches' salaries (to include supplemental and extended employment)	facilities improvements	publications (if sport-specific)
	Expenditures	Expenditures	Expenditures	Expenditures	Expenditures	Expenditures
G track	400.	200.	100.	500.	0	0
B track	400.	200.	100.	500.	0	0
G tennis	0	75	0	0	0	0
B tennis	0	75	0	0	0	0
G volleyball	3400.	3100.	800.	1500.	100.	0
B wrestling	200.	1000.	0	2500.	0	0
G (list sport)						
B (football)	14200.	3400.	2400.	13500.	1100.	0
G (list sport)						
B (list sport)						

1. Total expenditures on T-35 and T-36 on the 2004-2005 year report due by April 15, 2005, should reflect the total monies spent (rounded off to nearest hundred) for the entire year of 2003-2004 ending June 30, 2004.

2. Booster Club Funding/Contributions must be included in the expenditures total.

3. Indicate percentage of total expenditures for each gender: Total Expenditures \$ 105,350. ⁶⁴ % for boys ³⁵ % for girls

Principal's Signature:

Date: 4-13-05

PIKE COUNTY CENTRAL HIGH SCHOOL

2004-2005 INTERSCHOLASTIC ATHLETICS STUDENT SURVEY

KHSAA
Form T61
Rev. 8/03

1. Is the School District offering the interscholastic sport(s) you want to play?
271 _____ Yes
56 _____ No, I want to play BOXING
130 _____ I am not interested in athletics

2. During the **fall season**, which interscholastic sport would you like to play?
109 _____ Football
110 _____ Girls' Volleyball
15 _____ Boys' Volleyball
16 _____ Boys' Cross-Country
15 _____ Girls' Cross-Country
14 _____ Girls' Field Hockey
14 _____ Boys' Golf
22 _____ Girls' Golf
24 _____ Boys' Soccer
37 _____ Girls' Soccer
81 _____ I would not participate

3. During the **winter season**, which interscholastic sport would you like to play?
89 _____ Boys' Basketball
42 _____ Girls' Basketball
20 _____ Boys' Swimming & Diving
96 _____ Girls' Swimming & Diving
45 _____ Boys' Wrestling
59 _____ Girls' Gymnastics
26 _____ Boys' and Girls' Indoor Track
80 _____ I would not participate

4. During the **spring season**, which interscholastic sport would you like to play?
32 _____ Boys' Track
52 _____ Girls' Track
54 _____ Girls' Tennis
13 _____ Boys' Tennis
43 _____ Girls' Slow Pitch Softball
41 _____ Girls' Fast Pitch Softball
87 _____ Boys' Baseball
135 _____ I would not participate

5. Do you participate in intramural sports? If you do, which sports(s)?
74 _____ Yes soceer; basketball;and softball
383 _____ No

6. Which intramural sports, if any, would you like to see added?
karate; boxing; and swimming

7. Do you participate in non-school sport activities? If you do, which sport(s)?

103 Yes karate; boxing; and boys softball

354 No

8. Are you currently participating in interscholastic athletics during any season?

122 Yes

335 No Why don't you participate in interscholastic athletics?

30 I prefer other activities such as band, chorus, etc.

78 I don't have time

12 The practice schedules and game times are inconvenient

16 The sport I like isn't offered

10 It's too expensive

12 I prefer to participate in club or intramural sports

145 Working

42 Other

9. Do you have any suggestions to encourage participation?

FACULTY AND STAFF GET MORE INVOLVED MORE PEP RALLIES TRANSPORTATION TO AND FROM PRACTICE

10. Please list OTHER SPORTS you are interested in participating in and the sports season.

Sport	Season
BOYS SWIMMING AND DIVING	WINTER
BOWLING	WINTER
BILLARDS	FALL
BOXING	SPRING
HOCKEY	WINTER
LACROSS	FALL
BOYS VOLLEYBALL	FALL

OPTIONAL	
Name	
Age	
Male	<input type="checkbox"/>
Female	<input type="checkbox"/>

(check one)

SCHOOL NAME

2004-2005
TITLE IX

Pike Co. Central High School

CORRECTIVE ACTION PLAN

DIRECTIONS:

1. For Column 1, indicate the intended area which needs corrective action in order to achieve gender equity. For Column 2, write the suggested change or activities that will correct the area in need of alteration. For Column 3, include the estimated completion date for the changes or activities.
2. It is possible to attain compliance with Title IX and no longer need "corrective" action. However, the KHSAA strongly encourages compliant schools to identify items for improvement (Column 1), activities to accomplish the improvement (Column 2) and a timetable for completion (Column 3) that will strengthen the athletic program.
3. You may copy this form as needed. Please attach corrective action plans along with audit forms and submit by April 15, 2005.

COLUMN 1 ITEM FOR CORRECTION/ IMPROVEMENT	COLUMN 2 SUGGESTED CHANGE/ ACTIVITIES	COLUMN 3 TIME TABLE FOR CORRECTIVE ACTION/ COMPLETION
JV Tennis to Varsity Status	Expanding tennis schedule as students currently playing tennis advance grade levels to compete on the varsity level	2006-2007 school year
Lack of Softball facilities on site	The General Assembly released funds to build a new school at the elementary where our current softball field is located since there is no available land on site we are asking for a new complex with locker, shower, and storage facilities be included with the master plan. During construction our team must utilize the other Elementary school's field. However, we have been able to get Pikeville College to allow us to use their field on days we do not have conflicting home games. This is a superior facility and is located much closer to our main campus.	2007-2008 school year
Prime Time Games for Basketball	Continue improving ratio of prime time games for the boys/girls basketball teams. We have enjoyed steady improvement over the past few years.	On-going
Reestablishment of Girls Golf Team	Started back on limited basis the past year, we expect to field a full team and schedule this year or next at the varsity level.	2006-2007 school year

Samuel C. ...

Principal's Signature:

Date:

4-13-05